

Energy Dashboard

Account Summary
 4163062016

Account status as of 4/23/2010

Last Payment \$86.27

Received 4/7/2010 - Thank you!

Account balance \$37.10

Account Summary Ending 4/23/2010

Previous balance \$0.00

Total current charges \$37.10

Amount Due 5/6/2010 \$37.10

Detailed Bill Comparison

274 MONTESANO PARK DR

Your electric usage decreased for this bill.

Your energy charges were \$ 38.18 lower for this bill.

The weather decreased your bill by \$20 - \$34.

Other "non-energy" charges were \$ 10.99 lower in this bill.

Other Electric service charges/credits were \$ 0.57 lower for this bill.

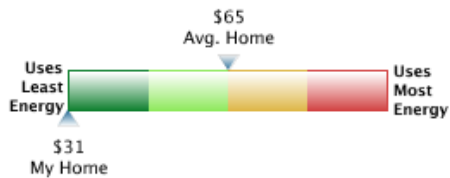
Bill Analysis

Still have questions about this bill? Find out more about why your bill has changed.

How does my home compare?

274 MONTESANO PARK DR

Electricity Costs 3/25/2010 to 4/22/2010



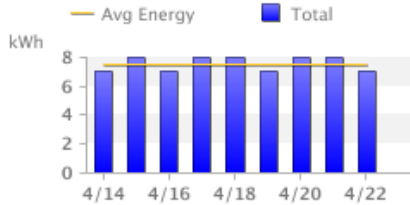
Congratulations! Your home used less energy than most of the similar homes in your area.

Win 1 of 5 \$100 AmerenUE Energy Gift Certificates
 Click to create or update your home profile to enter the drawing!

When does my home use energy?

274 MONTESANO PARK DR

Actual Daily Energy Usage & Average Usage



Missing data for 4/23

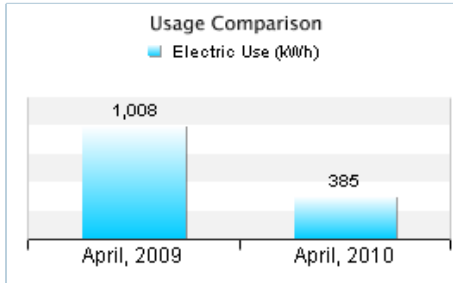
Meter: Electric - 32200698

Energy Use Analysis

Create my own graphs to learn how I use energy.

How does my usage compare?

274 MONTESANO PARK DR



Bill History

View and graph up to 24 months of information from your bills.

How does my home use energy?

274 MONTESANO PARK DR

Electricity Costs (Average Home)

