

[Contact Us](#)

[Login](#)

[Search](#)

[My Home](#)

[My Business](#)

[About Us](#)

[Our Businesses](#)

[Investors](#)

[Careers](#)

- [My Home](#)
- [Account Details](#)
- [Manage Your Service](#)
- [Bill Information](#)
- [Payment Options](#)
- [Rates](#)
- [Safety Tips](#)
- [Trees & Your Service](#)
- [Automated Meter Reading](#)
- [Frequently Asked Questions](#)
- [My Electric Outage](#)

APPLIED ENERGY SOLUTIONS

Account # 4163062016

[\(Update Profile\)](#) Service location:

274 MONTESANO PARK DR, , IMPERIAL, MO 63052

[Energy Dashboard](#) [Energy Center](#) [Find Ways to Save](#) [Savings Calculators](#) [Learn About Energy](#)

[Bill History](#) [Detailed Bill Comparison](#)

Energy Dashboard

Account Summary
4163062016

Account status as of 9/25/2009

Last Payment	\$80.20
Received 9/3/2009 - Thank you!	
Account balance	\$70.97
Account Summary Ending 9/23/2009	
Previous balance	\$0.00
Total current charges	\$70.97
Amount Due 10/6/2009	\$70.97

Detailed Bill Comparison
274 MONTESANO PARK DR

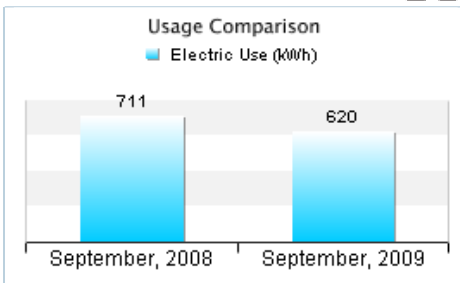
- The weather decreased your bill by \$6 - \$10.
- Your energy charges were \$ 7.88 lower for this bill.
- Other "non-energy" charges were \$ 1.35 lower in this bill.
- Other Electric service charges/credits were \$ 0.12 lower for this bill.

Bill Analysis
Still have questions about this bill? Find out more about why your bill has changed.

Take the ENERGY STAR® pledge

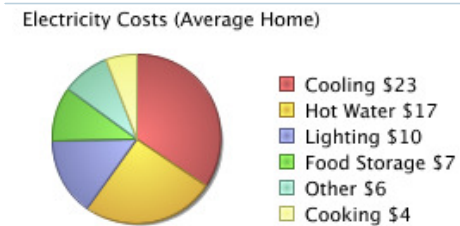
[Click for information on Rebates for natural gas](#)
ENERGY STAR® products.

How does my usage compare?
274 MONTESANO PARK DR



Bill History
View and graph up to 24 months of information from your bills.

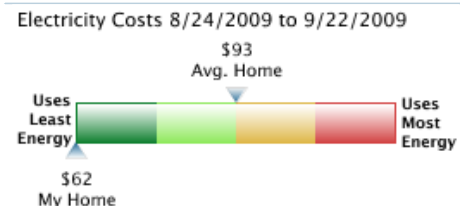
How does my home use energy?
274 MONTESANO PARK DR



Electricity

Analyze my appliances.
Analyze your appliances to find out how much it costs to run your appliances.

How does my home compare?
274 MONTESANO PARK DR



Electricity

Congratulations! Your home used less energy than most of the similar homes in your area.